



TRANSFORMER CATALOGUE



THREE PHASE AUTO TRANSFORMERS

ATR SERIES | 220 V/380V /480 V

VOLTAGES: 220V - 380V-480V

STANDARD: ACCORDING TO EN 61558-2-13

FREQUENCIES: 50 / 60Hz

PROTECTION DEGREE: IP2X-3X

PROTECTION CLASS: I

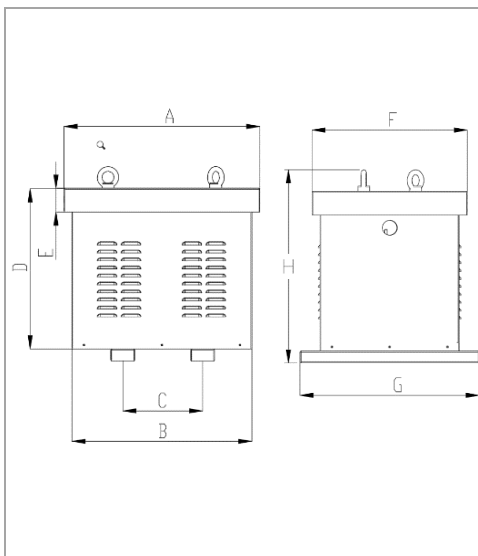

ISOLATION CLASS: T40/F

NON-SHORT-CIRCUIT PRO



Input and output voltages derive from a common winding (Class H 180°C) without galvanic isolation.

They are designed to step up or down the network voltage in order to supply the needed voltage for equipment intended to be associated



Power (KVA)	Model (ATR)	Dimensions (mm)									Weight (Kg)
		A	B	C	D	E	F	G	H		
5	33005	490	450	200	400	60	390	450	485	36	
10	33010	490	450	200	400	60	390	450	485	45	
15	33015	490	450	200	400	60	390	450	485	53	
20	33020	540	500	355	550	60	440	500	602	66	
25	33025	540	500	355	550	60	440	500	602	74	
30	33030	540	500	355	550	60	440	500	602	87	
40	33040	540	500	355	550	60	440	500	602	87	
50	33050	540	500	355	550	60	440	500	602	101	
60	33060	540	500	355	550	60	440	500	602	111	
75	33075	740	700	555	650	60	540	600	730	133	
100	330100	740	700	555	650	60	540	600	730	165	
160	330160	740	700	555	650	60	540	600	730	209	
200	330200	740	700	605	800	60	640	700	880	250	
300	330300	740	700	605	800	60	640	700	880	320	

Any other powers and voltages available on request*

THREE PHASE AUTO TRANSFORMERS

ATR SERIES | 230 V/400V

VOLTAGES: 230V-400V

STANDARD: ACCORDING TO EN 61558-2-13

FREQUENCIES: 50 / 60Hz

PROTECTION DEGREE: IP2X-3X

PROTECTION CLASS: I

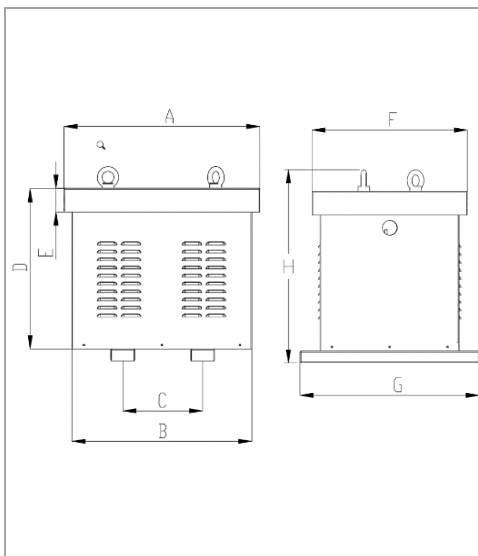
ISOLATION CLASS: T40/F

NON-SHORT-CIRCUIT PRO



Input and output voltages derive from a common winding (Class H 180°C) without galvanic isolation.

They are designed to step up or down the network voltage in order to supply the needed voltage for equipment intended to be associated



Power (KVA)	Model (ATR)	Dimensions (mm)*±10%								Weight (Kg)
		A	B	C	D	E	F	G	H	
5	33005	490	450	200	400	60	390	450	485	36 ±5%
10	33010	490	450	200	400	60	390	450	485	45 ±5%
15	33015	490	450	200	400	60	390	450	485	53±5%
20	33020	540	500	355	550	60	440	500	602	66±5%
25	33025	540	500	355	550	60	440	500	602	74±5%
30	33030	540	500	355	550	60	440	500	602	87±5%
40	33040	540	500	355	550	60	440	500	602	87±5%
50	33050	540	500	355	550	60	440	500	602	101±5%
60	33060	540	500	355	550	60	440	500	602	111±5%
75	33075	740	700	555	650	60	540	600	730	133±5%
100	330100	740	700	555	650	60	540	600	730	165±5%
160	330160	740	700	555	650	60	540	600	730	209±5%
200	330200	740	700	605	800	60	640	700	880	250±5%
300	330300	740	700	605	800	60	640	700	880	320±5%

Any other powers and voltages available on request*

THREE PHASE AUTO TRANSFORMERS

ATR SERIES | 400 V/690V

VOLTAGES: 400 V- 690V
 STANDARD: ACCORDING TO EN 61558-2-13
 FREQUENCIES: 50 / 60Hz
 PROTECTION DEGREE: IP2X-3X
 PROTECTION CLASS: I
 ISOLATION CLASS: T40/F
 NON-SHORT-CIRCUIT PRO



Input and output voltages derive from a common winding (Class H 180°C) without galvanic isolation.
 They are designed to step up or down the network voltage in order to supply the needed voltage for equipment intended to be associated



Power (KVA)	Model (ATR)	Dimensions (mm)*±10%								Weight (Kg)
		A	B	C	D	E	F	G	H	
5	33005	490	450	200	400	60	390	450	485	36 ±5%
10	33010	490	450	200	400	60	390	450	485	45 ±5%
15	33015	490	450	200	400	60	390	450	485	53±5%
20	33020	540	500	355	550	60	440	500	602	66±5%
25	33025	540	500	355	550	60	440	500	602	74±5%
30	33030	540	500	355	550	60	440	500	602	87±5%
40	33040	540	500	355	550	60	440	500	602	87±5%
50	33050	540	500	355	550	60	440	500	602	101±5%
60	33060	540	500	355	550	60	440	500	602	111±5%
75	33075	740	700	555	650	60	540	600	730	133±5%
100	330100	740	700	555	650	60	540	600	730	165±5%
160	330160	740	700	555	650	60	540	600	730	209±5%
200	330200	740	700	605	800	60	640	700	880	250±5%
300	330300	740	700	605	800	60	640	700	880	320±5%

Any other powers and voltages available on request*

THREE PHASE AUTO TRANSFORMERS

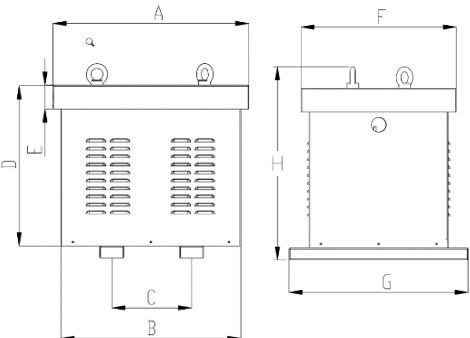
ATR SERIES | 208 V/400V/480V

VOLTAGES: 208V/400V/480V
 STANDARD: ACCORDING TO EN 61558-2-13
 FREQUENCIES: 50 / 60Hz
 PROTECTION DEGREE: IP2X-3X
 PROTECTION CLASS: I
 ISOLATION CLASS: T40/F
 NON-SHORT-CIRCUIT PRO



Input and output voltages derive from a common winding (Class H 180°C) without galvanic isolation.
 They are designed to step up or down the network voltage in order to supply the needed voltage for equipment intended to be associated



	Power (KVA)	Model (ATR)	Dimensions (mm)*±10%								Weight (Kg)
			A	B	C	D	E	F	G	H	
	5	33005	490	450	200	400	60	390	450	485	36 ±5%
	10	33010	490	450	200	400	60	390	450	485	45 ±5%
	15	33015	490	450	200	400	60	390	450	485	53±5%
	20	33020	540	500	355	550	60	440	500	602	66±5%
	25	33025	540	500	355	550	60	440	500	602	74±5%
	30	33030	540	500	355	550	60	440	500	602	87±5%
	40	33040	540	500	355	550	60	440	500	602	87±5%
	50	33050	540	500	355	550	60	440	500	602	101±5%
	60	33060	540	500	355	550	60	440	500	602	111±5%
	75	33075	740	700	555	650	60	540	600	730	133±5%
	100	330100	740	700	555	650	60	540	600	730	165±5%
	160	330160	740	700	555	650	60	540	600	730	209±5%
	200	330200	740	700	605	800	60	640	700	880	250±5%
	300	330300	740	700	605	800	60	640	700	880	320±5%

Any other powers and voltages available on request

THREE PHASE MOTOR STARTING

ATR SERIES | 380 V (0%-60%-75%-100%)

RATED VOLTAGE: **380V** TAPPING:0%-60%-75%-100%

No. OF STARTING/h.:≤6 s/H(Max.consecutive 2)

FREQUENCIES: **50 / 60Hz**

PROTECTION DEGREE: **IP2X-3X**

PROTECTION CLASS: **I**

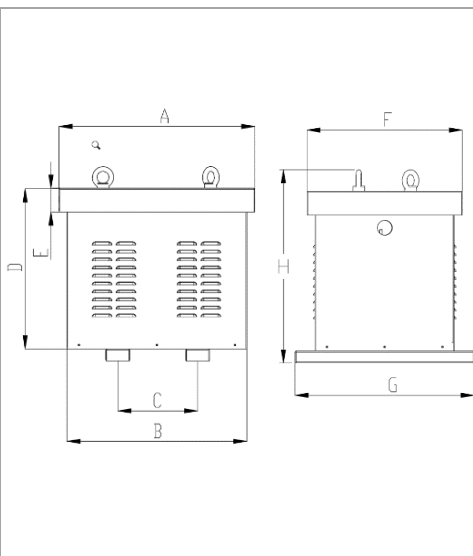
ISOLATION CLASS: **T40/F**

NON-SHORT-CIRCUIT PRO



Input and output voltages derive from a common winding (Class H 180°C) without galvanic isolation.

They are designed to step up or down the network voltage in order to supply the needed voltage for equipment intended to be associated



Power (KVA)	Model (ATR)	Dimensions (mm)*±10%									Weight (Kg)
		A	B	C	D	E	F	G	H		
5	33005	490	450	200	400	60	390	450	485	36 ±5%	
10	33010	490	450	200	400	60	390	450	485	45 ±5%	
15	33015	490	450	200	400	60	390	450	485	53±5%	
20	33020	540	500	355	550	60	440	500	602	66±5%	
25	33025	540	500	355	550	60	440	500	602	74±5%	
30	33030	540	500	355	550	60	440	500	602	87±5%	
40	33040	540	500	355	550	60	440	500	602	87±5%	
50	33050	540	500	355	550	60	440	500	602	101±5%	
60	33060	540	500	355	550	60	440	500	602	111±5%	
75	33075	740	700	555	650	60	540	600	730	133±5%	
100	330100	740	700	555	650	60	540	600	730	165±5%	
160	330160	740	700	555	650	60	540	600	730	209±5%	
200	330200	740	700	605	800	60	640	700	880	250±5%	
300	330300	740	700	605	800	60	640	700	880	320±5%	

Any other powers and voltages available on request*

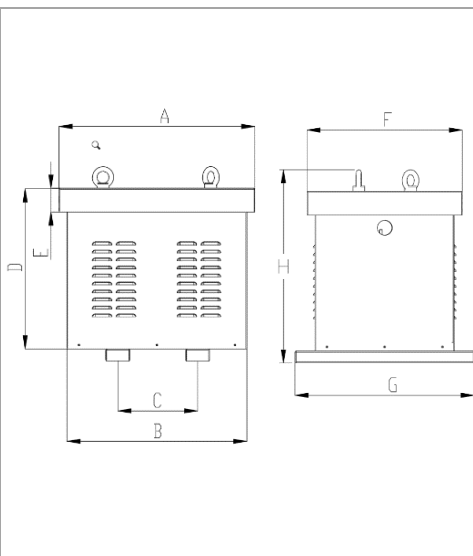
THREE PHASE MOTOR STARTING

ATR SERIES | 380 V(0%-60%-100%)

RATED VOLTAGE: **380V** TAPPING:0%-60%-100%
 No. OF STARTING/h.:≤6 s/H(Max.consecutive 2)
 FREQUENCIES: **50 / 60Hz**
 PROTECTION DEGREE: **IP2X-3X**
 PROTECTION CLASS: **I**
 ISOLATION CLASS: **T40/F**
NON-SHORT-CIRCUIT PRO



Input and output voltages derive from a common winding (Class H 180°C) without galvanic isolation.
 They are designed to step up or down the network voltage in order to supply the needed voltage for equipment intended to be associated



Power (KVA)	Model (ATR)	Dimensions (mm)*±10%									Weight (Kg)
		A	B	C	D	E	F	G	H		
5	33005	490	450	200	400	60	390	450	485	36 ±5%	
10	33010	490	450	200	400	60	390	450	485	45 ±5%	
15	33015	490	450	200	400	60	390	450	485	53±5%	
20	33020	540	500	355	550	60	440	500	602	66±5%	
25	33025	540	500	355	550	60	440	500	602	74±5%	
30	33030	540	500	355	550	60	440	500	602	87±5%	
40	33040	540	500	355	550	60	440	500	602	87±5%	
50	33050	540	500	355	550	60	440	500	602	101±5%	
60	33060	540	500	355	550	60	440	500	602	111±5%	
75	33075	740	700	555	650	60	540	600	730	133±5%	
100	330100	740	700	555	650	60	540	600	730	165±5%	
160	330160	740	700	555	650	60	540	600	730	209±5%	
200	330200	740	700	605	800	60	640	700	880	250±5%	
300	330300	740	700	605	800	60	640	700	880	320±5%	

Any other powers and voltages available on request

